

Stock Details

BSE code	509953
BSE ID	TRADWIN
Face value (₹)	10
No of shares (m)	3.0
Market cap (₹ m)	309.0
30 days avg. daily vol (No)	0.0
Free float (₹m)	216.0

Stock performance (%)

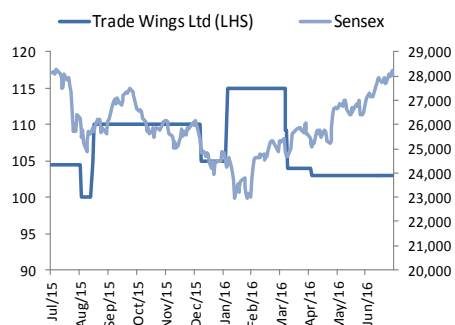
	1M	3M	12M
Absolute	0.0%	-0.9%	-1.4%
Rel. to Sensex	-4.9%	-10.4%	-3.2%

Shareholding Pattern* (%)

Promoters	FIIs	DIIIs	Others
74.97%	0.0%	0.0%	25.03%

*As of June 2016

Relative Chart



Source: Bloomberg

Quarterly result review – March 2016

- ✓ For the quarter ended 31 March 2016, the total income of the company increased by 13.2% to ₹50.6mn from ₹44.7mn in the corresponding quarter of the previous year.
- ✓ On a q-o-q basis, the total income in Q4'16 increased to ₹50.6mn from ₹45.1mn in Q3'16.
- ✓ EBITDA for Q4'16 stood at ₹14.2mn, up from ₹6.1mn in Q4'15, while EBITDA margins for the quarter improved to 28.5% from 13.6% in the same quarter of prior year.
- ✓ The company reported a profit of ₹8.1mn for the fourth quarter of FY'16, compared to a loss of ₹0.8mn in Q4'15.

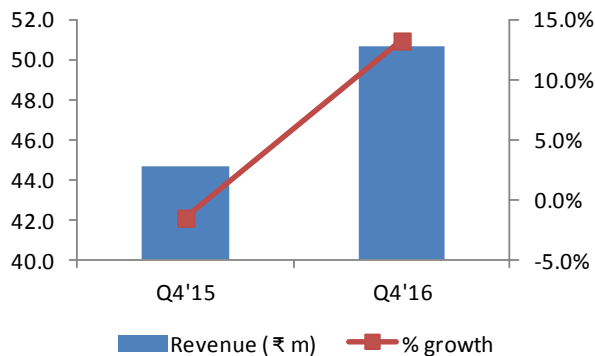
Table1: Key Financials

Quarterly financials	Q4'16	Q4'15	% YoY	Q3'16	% QoQ
Total Income (₹ m)	50.61	44.70	13.2%	45.08	12.3%
EBITDA (₹ m)	14.42	6.10	136%	7.85	84%
EBITDA Margin	28.5%	13.6%	-	17.4%	-
Dep. & Amor.	1.88	2.30	-18%	1.63	15%
EBIT	12.54	3.80	230%	6.22	102%
Interest	5.94	4.80	24%	5.17	15%
PBT	6.60	(1.00)	NM	1.05	529%
TAX	1.48	0.20	640%	-	NA
Net Profit	8.08	(0.80)	NM	1.05	670%
NPM (%)	16.0%	-1.8%	-	2.3%	-
EPS (₹)	2.69	(0.03)	NM	0.35	669%

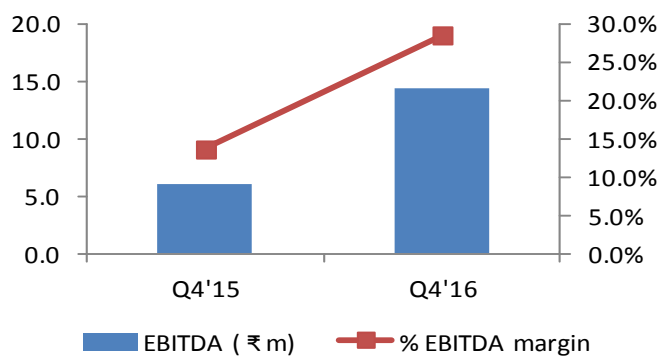
*All Figures in ₹ million except per share data
Source: Company, Karvy Investment Advisory

Financial Snapshot

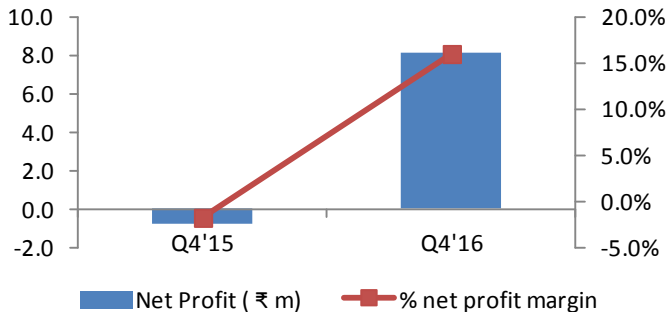
Revenue growth (%)



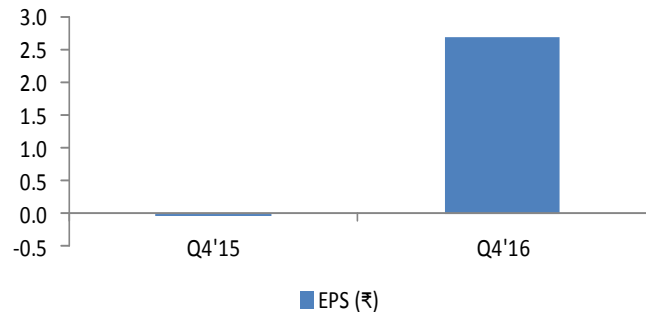
EBITDA margin (%)



Net Profit Margin (%)



Earnings Per Share



Source: Karvy Investment Advisory

DISCLAIMER

Karvy Investment Advisory Services Ltd (KIASL), an entity of the Karvy Group, has taken utmost care to ensure accuracy and objectivity while writing this report based on publicly available information or from sources considered reliable. However, neither the accuracy nor completeness of information contained in this report is guaranteed. Opinions expressed herein are our current opinions as on the date of this report. Nothing in this report can be construed as either investment or any other advice or any solicitation, whatsoever. The subscriber/user assumes the entire risk of any use made of this report or data herein. KIASL specifically states that it or any of its entities or employees do not have any financial liabilities whatsoever to the subscribers / users of this report. This report is for personal information of the authorized recipient in India only. This report or any part of it should not be reproduced or redistributed or communicated directly or indirectly in any form to any other person or published or copied for any purpose.

DISCLOSURE

Please refer to our detailed disclaimer mentioned on the last page of the initial report on this company.

PUBLISHED BY

KIASL is a part of the Karvy Group, a premier integrated financial services provider. We offer a wide array of investment advisory services including Comprehensive Financial Planning, Wealth Review and Investment Strategy services, Equity Review and Investment Strategy, Mutual Fund Review and Investment Strategy, Wealth Advice Package, and Wealth Planning for Retired Individuals.

Head Office: 46, Avenue 4, Street No.1, Banjara Hills, Hyderabad, 500034, Telangana, India. Tel: +91-40-23312454

[www.karvy.com]